


# VNIR Hyperspectral Analyzer



## Overview

Aberration-corrected spectrograph design and factory-made holographic diffraction gratings allow you to capture the highest quality hyperspectral imaging data. The Headwall VNIR-E can be mounted to the perClass Mira Scanning Stage for fast, intuitive hyperspectral benchtop scanning. Exploring VNIR Hyperspectral Imaging: The Role and Importance of VNIR Sensors in Hyperspectral Cameras and Spectral Imaging Visible-Near Infrared (VNIR) sensors capture light within the visible (400-700 nm) and near-infrared (700-1000 nm) wavelength ranges of the electromagnetic spectrum. VNIR. At XRTech Group, VNIR is not just a wavelength range. GEMINI-X Interferometer is the high aperture evolution of the GEMINI Interferometer, specifically designed for hyperspectral imaging in. The SNAPSCAN family provides a user-friendly system to both advanced and new R&D users. Acquire images with high spatial and spectral resolutions in seconds. 6 pixels per FWHM of. features improved spatial resolution, as well as a greater number of spectral bands in an exceptionally small, light, and power-efficient form factor.

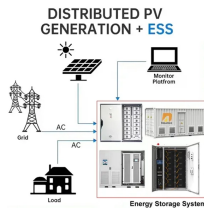
## VNIR Hyperspectral Analyzer



Learn what VNIR hyperspectral imaging is, its 400–900 nm range, and how VNIR vs SWIR powers mining, agriculture & environmental monitoring.



In summary, VNIR hyperspectral imaging captures high-resolution spectral data in the visible and near-infrared regions. This data is essential for identifying materials and analyzing their properties.



The images above are 3D point clouds generated from an optional LiDAR sensor that was part of the payload during a hyperspectral UAV mission to Cuprite, Nevada by a team from Headwall and the ...



In this paper recently commercialized analytical set-up, which is able to co-register VNIR, SWIR, and XRF spectral data simultaneously, is exploited in combination with an innovative ...




Once connected, the HERA VNIR can measure hyperspectral images at a microscopic scale, in reflectance, transmittance or fluorescence geometry, without the need of any special calibration ...



Aberration-corrected spectrograph design and factory-made holographic diffraction gratings allow you to capture the highest quality hyperspectral imaging data. The Headwall VNIR-E can be mounted to the ...



PSI HySpec VNIR cam has spectral range from 350-900nm. The increased sensitivity in the near-IR region makes it ideal in a wide range of applications.



HySpex VNIR-3000 N is developed for field, laboratory, and airborne applications. HySpex VNIR-3000 N utilizes the same spectrograph as the other classical HySpex VNIR models.



Nano HP VNIR is the new generation of Headwall's game-changer Nano-Hyperspec VNIR (400-1000 nm) sensor. New Nano HP offers more spectral & spatial resolution, internal high-performance ...



Acquire images with high spatial and spectral resolutions in seconds. Get instant insights thanks to imec's included software for acquisition, pre-processing and visualization. Enjoy minimal preparation ...

## Contact Us

For more information, pricing, or custom solutions, please contact us:

Website: <https://www.samastersbaseball.co.za>

Email: [sales@samastersbaseball.co.za](mailto:sales@samastersbaseball.co.za)

Phone: +27 63 874 2095

Address: 15 Innovation Drive, Technopark, Stellenbosch, 7600, South Africa

This document is for informational purposes only. Specifications subject to change without notice.

