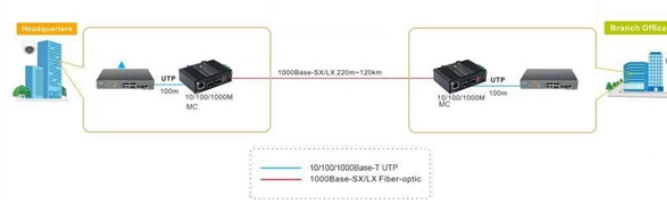



Tubular Busbar Installation Structure



Tubular Busbar Installation Structure



This section will provide practical advice and expert recommendations for installing aluminum bus bars, aluminum busbars, and busbar trunking efficiently and effectively.



After the tubular bus is in place, check that all accessories are in good condition, installation position is correct, and elastic pins are open. Each tubular bus shall be fixed at the intermediate point and shall ...



All drillings in bus-bar for jointing purposes must be made with a drilling jig to permit the true centring of the various holes. Note that copper is a difficult metal to drill because the drill tends to "wander" and ...



The purpose of this document is to detail the requirements of Northern Powergrid in relation to the tubular busbar systems and associated fittings detailed within this document.



The main busbar in the cubicle packaging, and The busbar shims and hardware bag in the cubicle packaging.



Assemble the busbar connection while installing each cubicle. The busbar shims and hardware bag in the cubicle packaging. Access the busbars through the side access of the cubicle. NOTE: It is also ...



This electrical method statement covers the installation of bus bar electrical assemblies. Following this procedure shall ensure that the installation has been carried out as per contract requirements and ...




If this program recommends sizes that do not fit into the ranges below, change either the number of conductors or the section thickness of the busbar and recalculate the minimum cost solution



Ever wondered how busbars, the unsung heroes of electrical distribution, are processed and installed? This article delves into the intricate steps of busbar selection, preparation, and ...



To mount a bus bar to an assembly structure, hardware (studs, holes, etc.) can be manufactured into the conductors. An alternative ground plane may be added as support for the bus bar assembly and to ...



To install a busbar in an electrical panel, follow these steps for a safe and efficient process. First, ensure you select the appropriate busbar material, such as copper or aluminum, considering ...

Contact Us

For more information, pricing, or custom solutions, please contact us:

Website: <https://www.samastersbaseball.co.za>

Email: sales@samastersbaseball.co.za

Phone: +27 63 874 2095

Address: 15 Innovation Drive, Technopark, Stellenbosch, 7600, South Africa

This document is for informational purposes only. Specifications subject to change without notice.

