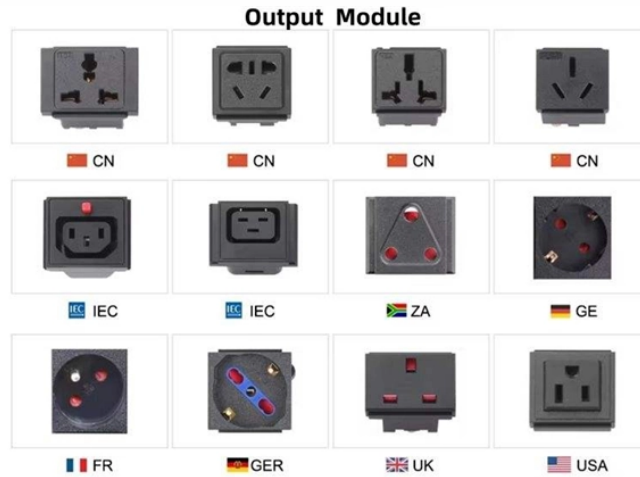


## Relay protection setting triple check



### Why Choose Us

- 20 Years of OEM/ODM**  
20 Years factory manufacturing experience.
- Professional R & D team**  
10+years experience/emold/  
electronic engineer.
- Fully Certified**  
Our are certified CE,UL,TUV  
ISO9001,IATF16949,etc.
- Timely Delivery**  
21 production lines,  
500+ employees,  
Timely delivery guaranteed.
- Quality Assurance**  
Professional QC team with  
full-process inspection.
- After-sales service**  
After-Sales Service for  
Customer Satisfaction.



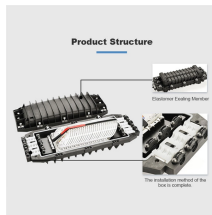
## Relay protection setting triple check



switches and protective relays receive the proper current at the proper angle, as expected. The test is usually set up to include the high-side and low-side breakers and often is expanded to simu.



A comprehensive testing program should simulate fault and normal operating conditions of the relay. Acceptance testing, commissioning, and startup will include control power tests, current transformer ...



Protection relays employ a wide range of configurable parameters to identify defects & trip the breaker in a controlled & selected manner. Understanding each setting facilitates proper relay ...



After test completion, it is common to enter the protection relay settings. This can be completed manually via the relay front panel controls, or using a portable PC and suitable software.



Testing of a relay to ensure it meets Ergon Energy requirements before implementation into the Ergon Energy network. It will test every feature that Ergon Energy intends to use in the relay with ...



Protective relays and devices have been developed over 100 years ago to provide “lastline” of defense for the electrical systems. They are intended to quickly identify a fault and isolate it so the balance of ...



To effectively perform its role, relay protection must be accurately configured with appropriate settings. Settings verification, also known as relay testing or commissioning, is a process ...




One approach to test the total protection system is to use primary injection techniques (see appendix H) that trigger protective relays and lockout relay, trip circuit breakers, and initiate annunciations and ...



Operation, maintenance, and field test procedures for protective relays and associated circuits (photo credit: Omicron) The protection circuits ...



Identify which maintenance method (time-based, performance-based per PRC-005 Attachment A, or a combination) is used to address each Protection System, Automatic Reclosing, and Sudden ...



A fast and selective arc fault mitigation for air-insulated LV & MV switchgear and Relion protection and control relays and sensor technology protect staff and plant facilities for many years.



When only one quantity is required to operate the relay, the test circuit are straight forward and there are very few problems. However, with two or more variable a.c. quantities, more complexity results, ...

## Contact Us

For more information, pricing, or custom solutions, please contact us:

Website: <https://www.samastersbaseball.co.za>

Email: [sales@samastersbaseball.co.za](mailto:sales@samastersbaseball.co.za)

Phone: +27 63 874 2095

Address: 15 Innovation Drive, Technopark, Stellenbosch, 7600, South Africa

This document is for informational purposes only. Specifications subject to change without notice.

