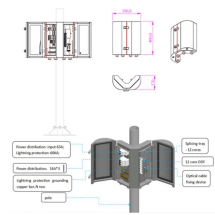





between the septic tank and the soil absorption area. Forwards Copies 1-4 of IAR, original of DR, and Copy 2 of approved PO to the Property Inspector for inspected PO and returns the Copies 1-4 of IAR, original of DR, and Copy 2 of approved PO to the Property and/or Supply Division/Unit.


Key Points for Acceptance Inspection of Distribution Boxes

	<p>ion of deliveries. Inspects and verifies items as to quantity and conformity to specifications based on the DR and approved PO. If delivery is not in conformity to the specifications or delivery is incomplete, ...</p>
---	--

	<p>These guidelines apply to the Inspection and Acceptance of Common Supplies and Equipment (CSE) and Non-Common Supplies and Equipment (NCSE) delivered at PS Warehouses, Client Agencies" ...</p>
---	---

	<p>We will break down the eight essential verification stages, from functional performance to documentation review, providing practical templates and expert insights to ensure your equipment is ...</p>
--	---

	<p>Dock verification of corrugated boxes prevents quality failures by catching moisture, crush, and dimensional drift before acceptance transfers risk to your operation.</p>
---	---

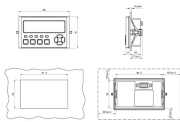
	<p>Electrical Distribution Box (DB) Inspection Checklist - Free download as PDF File (.pdf), Text File (.txt) or read online for free.</p>
---	--



Today, we'll break down exactly what separates the best from the rest. Forget cookie-cutter checklists - we're talking about the real, practical inspection points that determine whether a ...



If the acceptance records are not clear about how the product failed, then the manufacturer may end up duplicating the acceptance activities in order to perform appropriate investigations.



This factory acceptance test (FAT) checklist can be used by quality managers to keep a project on track and within its budget by resolving equipment nonconformity prior to shipment.



Detailed guide to locating, safely accessing, and visually testing your septic distribution box to diagnose flow issues and ensure drain field health.



Ensure that the box or carton is properly sealed and there are no signs of tampering. Verify that the labeling on the box or carton matches the product description and specifications.

Contact Us

For more information, pricing, or custom solutions, please contact us:

Website: <https://www.samastersbaseball.co.za>

Email: sales@samastersbaseball.co.za

Phone: +27 63 874 2095

Address: 15 Innovation Drive, Technopark, Stellenbosch, 7600, South Africa

This document is for informational purposes only. Specifications subject to change without notice.

