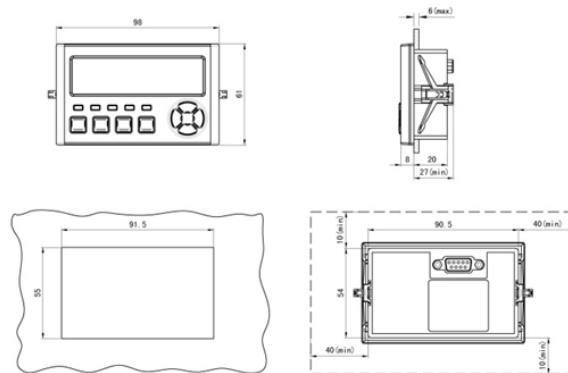


Installation dimensions of the distribution box slide rail



Overview

Using the slide rail system, the project will require an overall width of 14' at the top of the excavation (including the OSHA-required 2' set-back on each side for equipment and spoil pile), requiring approximately 223 cubic yards of soil to be removed/replaced. The installation is done with low vibration, providing soil support for excavations, adjacent structures and existing. h ratings of the slide rail components. Surcharge loads are possible due to heavy equipment, vibrations, soil piles adjacent to the excavation. (Adjacent is defined as within a distance equal to the depth of the excavation. It is used to replace the conventional application of wood or steel sheeting.

Installation dimensions of the distribution box slide rail



The meaning of INSTALLATION is the act of installing : the state of being installed. How to use installation in a sentence.



GENERAL: This data has been prepared by a Registered Professional Engineer as required by the OSHA standard 29 CFR, Part 1926, Subpart P, Excavations. This data is to be used by the ...



Complete your interior or exterior home project with our installation services, whether you're updating your kitchen with new cabinets or elevating the look of your yard with fencing installation. Learn more ...



From in-home services to mount your new TV, installation for smart locks, or even setting up your printers, we are here to help. Call your Marysville Supercenter Walmart at 530-634-9751 to find out ...



Understand AC refrigerant types, their differences, and how to choose the right one for your home AC system to ensure efficiency, compliance, and performance. Here, you will learn how to tell if a pipe ...



By using the modular Slide Rail system either with side panel lining plates or in-line sheeting templates, the system will accommodate a variety of job site requirements.



The document provides installation guidelines for a slide rail shoring system. It lists general guidelines such as keeping panels level to control the system and allowing panels to guide posts.



The competent person shall be experienced and knowledgeable in trenching and excavation procedures, soil identification and in the use of Speed Shore Slide Rail Systems.



These instructions form guidance for the typical installation of Double Slide Rails. Non-standard applications should a suitably qualified be approved by engineer. Ensure all personnel engaged in ...




- Innovative parallel beams eliminate post deflection during installation and removal. The roller design facilitates the vertical ing the parallel beam spreader assembly.



Similar in look to trench shields, the Slide Rail Panels are engineered and built to withstand the most challenging job site conditions. Standard sizes are available from 4" to 8" in height with lengths up to ...



Shop Smart Home Services at Best Buy. Our tech experts can help with installation, set up and support to help keep your home devices connected and secure.




Standard 4-Sided Pit Slide Rail in a 4-Sided pit configuration can be installed in just two-and-a-half hours in ideal conditions.



Get expert installation services from Mr. Handyman, including furniture assembly, TV mounting, and door installation. Contact us today for reliable, affordable solutions.



Same Day Installation Same-day water heater installation is available Monday-Friday if you request install before noon and live within 30 miles of a Home Depot store.



Definition of installation noun in Oxford Advanced Learner's Dictionary. Meaning, pronunciation, picture, example sentences, grammar, usage notes, synonyms and more.



PDF showing a typical layout of our Standard Slide Rail Base Plate and Extension Plate with H-Bracket Connector Pieces, Pins and Clips. ICON Equipment offers Downloads for product manuals, safety ...




Our experienced window & door install team will help you save money and time, by getting the job right the first time. Select The Services That Best Fits Your Needs. Get entry, patio & sliding doors ...



MODULAR SLIDE RAIL SYSTEM Tabulated Data has been prepared in accordance to the OSHA Safety Requirements defined in 29 CFR, part 1926, subpart P - Excavations and Trenches.



Home Services at The Home Depot has everything you need for your installation and repair needs. If you're remodeling your home or replacing older products, let us do it for you. Visit your local store, ...



Using the slide rail system, the project will require an overall width of 14" at the top of the excavation (including the OSHA-required 2" set-back on each side for equipment and spoil pile), requiring ...

Contact Us

For more information, pricing, or custom solutions, please contact us:

Website: <https://www.samastersbaseball.co.za>

Email: sales@samastersbaseball.co.za

Phone: +27 63 874 2095

Address: 15 Innovation Drive, Technopark, Stellenbosch, 7600, South Africa

This document is for informational purposes only. Specifications subject to change without notice.

