

How to configure static IP on the core switch

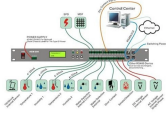


Overview

Go to Devices--->Click your Switch--->Config--->VLAN Interface, click Edit button of the Management VLAN interface (LAN, by default), set Static as the IP Address Mode, and then assign the static IP address. Part 2: Controller V6

This article provides instructions on how to configure the IP address settings of your switch through the Command Line Interface (CLI). If you are unfamiliar with terms in this document, check out Cisco Business: Glossary of New Terms. Important: If your switch is in one of the stacking modes with. To enable two devices to communicate through static routes, configure a static route on the local device and then configure a return route on the peer device. Static multicast ARP entries are not supported for NLB Unicast or NLB Multicast operations.

How to configure static IP on the core switch



This article describes how to configure an IP address on a Cisco switch in order to connect over the network for management.




In this article, we will share how to assign static IP addresses to Omada devices (EAPs, Switches) with Omada SDN Controller. Omada Devices will obtain IP addresses from the DHCP server, which is ...



By default, when you setup a switch, it will try to attain connectivity via DHCP. You can also configure a static IP address through Dashboard or through the local configuration page. If a static assignment ...




This article provides instructions on how to configure the IP address settings of your switch through the Command Line Interface (CLI). If you are unfamiliar with terms in this document, ...



The following example configures two static routes for traffic delivery and identifies two other null routes for which traffic should be discarded instead of forwarded.



In this video, we walk through the complete configuration process of a Cisco SG300-28P 28-Port Gigabit PoE Managed Switch.



Configure the IPv4 default gateway on each host, and configure IPv4 static routes or default static routes on each Switch so that hosts on different network segments can communicate ...



Configure IP ARP Static Entries About this task Configure ARP static entries to modify the ARP parameters on the device. The only way to change a static ARP is to delete the static ARP entry and ...



To configure an IP Address on a switch interface, first, we must change the interface from a layer 2 interface to a layer 3 interface. A point to note is that to provide an IP Address to a switch ...



IPv4 Source Guard is a security feature that filters IPv4 traffic on network interfaces based on manually configured entries in the IPv4 Source Guard table, or dynamic entries in the ...

Contact Us

For more information, pricing, or custom solutions, please contact us:

Website: <https://www.samastersbaseball.co.za>

Email: sales@samastersbaseball.co.za

Phone: +27 63 874 2095

Address: 15 Innovation Drive, Technopark, Stellenbosch, 7600, South Africa

This document is for informational purposes only. Specifications subject to change without notice.

