


How much voltage does a 100-watt laser diode consume



Webit Cabling

Overview

Typical forward voltage ranges from 18–24V at ~40–60A. Confirm compatibility with your existing power supply or budget for a new constant-current driver. Industrial-grade diodes should specify L70 lifetime (hours until output drops to 70% of initial). Aim for $\geq 10,000$ hours under. The voltage appears across the laser diode as a result of the current flowing through it. This voltage is dependent on its wavelength. They also have feedback protection for fiber lasers and a very narrow linewidth. Additionally, power usage increases with auxiliary. The 100W 50FFx1. During the last two decades, lasers have made the transition from. Comprehensive laser efficiency analysis tool for calculating wall-plug efficiency, electrical-to-optical conversion, quantum efficiency, and power consumption metrics.


How much voltage does a 100-watt laser diode consume



Discover how much electricity laser engravers use, factors affecting power consumption, and tips to improve energy efficiency in this complete guide.



How Much Power Do CO2 Laser Engravers use? How Much Power Do Fiber Laser Engravers use? How Much Power Do Diode Laser Engravers use? Factors That Affect How Much Power A Laser Engraver Uses How to Use Your Laser Engraver Effectively Do Laser Engravers Use A Lot of Electricity: FAQs Final Thoughts A diode laser engraver's general power consumption of the whole device is usually 5 - 6 times more than the laser output. Example: The Makeblock xTool D1 10 Watt Laser Engraver will use around 50 - 60 Watts of power which is incredibly low and won't make much of an impact on your electricity bill. Diode Lasers are the most energy efficient lasers. See more on laserengravingtips GoPhotonics



Start by calculating the electrical input power using the equation $P = IV$, where P is power (in watts), I is current (in amps), and V is voltage (in volts); for example, if the laser operates at 8 A ...



This laser diode requires a threshold current of 10 A, DC supply voltage below 1.7 V, and consumes less than 135 A of current. It is ideal for pumping and direct-diode applications.



Check the laser diode specifications: Look for key parameters such as wavelength (commonly 445nm, 650nm, or 808nm), beam divergence, and operating current. A 100W laser diode typically requires a ...




Comprehensive laser efficiency analysis tool for calculating wall-plug efficiency, electrical-to-optical conversion, quantum efficiency, and power consumption metrics.



Does the voltage of a laser diode change depending on the type of laser? A number of factors, including laser diode type, specific model, and part-to-part tolerances, determine the ...



When choosing a 100w laser diode for industrial cutting, engraving, or scientific applications, prioritize models with stable optical output, efficient thermal management, and ...



Power consumption is mainly influenced by three main factors: the type of laser used (such as CO2, fiber, or diode lasers), the machine's maximum laser power, and the efficiency of ...



In the use of this circuit, to avoid transients, the laser diode should be shorted with the shorting switch before the power supply is turned on. The voltage should be turned to its minimum value.



The typical power conversion efficiency of these lasers is 44%. They also have exceptionally long operational lifetimes. The most common application for these lasers is in fiber laser pumping.

Contact Us

For more information, pricing, or custom solutions, please contact us:

Website: <https://www.samastersbaseball.co.za>

Email: sales@samastersbaseball.co.za

Phone: +27 63 874 2095

Address: 15 Innovation Drive, Technopark, Stellenbosch, 7600, South Africa

This document is for informational purposes only. Specifications subject to change without notice.

