


## Distribution box wire number marking



## Distribution box wire number marking



Learn about cable labeling standards for electrical and industrial applications. This guide ensures every wire and cable is labeled to standard.




Confused by wire marking? Identify cables instantly! Learn color-coding & labeling best practices to boost safety & efficiency.



The wire number must mark both the "wire number" and "terminal number" to facilitate cross-circuit tracing: Numbering Format: "Wire Number + - + Terminal Block Number"





The designation for a panel would be 65A2, while a circuit going to an end device would be designated 65A-2. The use of the dash mark designates the final load. Separate multiple alphabetical or ...





OM3 Fiber Patch Cable Family


By comparing the wire numbers in the actual distribution cabinet with those on the wiring diagram, the uses and directions of the wires can be quickly and accurately determined.

	<p>For control and communications/signal wiring, use color coding or wire/cable marking tape at terminations and at intermediate locations where conductors appear in wiring boxes, troughs, and ...</p>
---	--

	<p>By providing the origin and destination of the wire, you allow operators interacting with that wire to more easily identify where it is going and how it might be routed. It also allows the operator to more easily ...</p>
---	---

	<p>Imagine opening your distribution box to troubleshoot an electrical issue only to find a tangled mess of unlabeled wires. Frustrating, isn't it? Proper labeling isn't just about neatness - it's ...</p>
--	--

	<p>Understand your distribution box labels to identify circuits, improve safety, and troubleshoot electrical issues in your home with confidence.</p>
---	---

	<p>For wire and cable products, the complete Listing Mark is located on a tag attached to the reel or smallest unit container. Two types of UL symbols — “UL” in a circle or “UL” in parentheses — ...</p>
---	--

## Contact Us

For more information, pricing, or custom solutions, please contact us:

Website: <https://www.samastersbaseball.co.za>

Email: [sales@samastersbaseball.co.za](mailto:sales@samastersbaseball.co.za)

Phone: +27 63 874 2095

Address: 15 Innovation Drive, Technopark, Stellenbosch, 7600, South Africa

This document is for informational purposes only. Specifications subject to change without notice.

