

# Distance between external scaffolding and secondary power distribution box








## Overview

A minimum of 24 inches of cover for secondary (0 – 750 V) electric service, or 30 inches minimum cover for primary (over 750 V) is required for electric trench only. Know OSHA's power line clearance requirements for construction and crane work, what to do when they can't be met, and the penalties at stake. Both of these voltages are considered when calculating the required separation distances. Maintaining a minimum safe distance from power lines is critical. The Unified Facilities Criteria (UFC) system is prescribed by MIL-STD 3007 and provides planning, design, construction, sustainment, restoration, and modernization criteria, and applies to the. Follow the guidelines below if you're building a home, business, or other structure near pad-mounted electrical equipment. If you're building a structure near an overhead powerline, call Idaho Power at 208-388-2323 to discuss clearance requirements. Employers and contractors have responsibilities under the Alberta Occupational Health and Safety (Alberta OHS) Act, Code, and Regulation. When there is a conflict between this document and reliance

placed on this information is.

## Distance between external scaffolding and secondary power distrib

 <p>Simplex SC UPC</p>	<p>A minimum of 24 inches of cover for secondary (0 – 750 V) electric service, or 30 inches minimum cover for primary (over 750 V) is required for electric trench only. Cover is the distance from the outer ...</p>
	<p>You must maintain at least 10 feet between the front (doors) of any pad-mounted equipment, such as transformers, and other objects. You must maintain at least three feet of clearance from the back of ...</p>
	<p>For distribution-level systems around 13.8 kV, a minimum safe distance of at least 22 feet from the contact point has been recommended, and for 230 kV transmission lines, at least 34 feet.</p>
	<p>If your project will ever require construction or maintenance equipment such as ladders, scaffolding, building tools or materials within 10 feet of overhead lines</p>
	<p>The minimum approach distance chart defines safe working distances to prevent arc flash injuries. Based on NFPA 70E and OSHA standards, it helps protect electrical workers by ...</p>



Provide concrete encasement for primary distribution conduits between underground structures, and between underground structures and associated equipment, except in locations where soil conditions ...




NEC 110.26 defines a three-dimensional zone around equipment that must be kept clear. This zone is determined by specific measurements for depth, width, and ...



Check the appropriate boxes to indicate "yes" answers to the questions, or uncheck them to indicate "no." The calculator provides the minimum approach distance, in feet or meters (depending on your ...



Adding a new building or modifying an existing one? Make sure to respect the clearance required from power lines. Here are the safe distances for each case.



Secondary power lines located on private property in multi-family, commercial or industrial lots, as well as primary power lines located past the primary metering point, will need to be located by the facility ...



Scaffolds have specific minimum clearance distances from energized parts. The minimum clearance distance for uninsulated electrical lines is 10 feet. For insulated lines up to 300 volts, the minimum ...

## Contact Us

For more information, pricing, or custom solutions, please contact us:

Website: <https://www.samastersbaseball.co.za>

Email: [sales@samastersbaseball.co.za](mailto:sales@samastersbaseball.co.za)

Phone: +27 63 874 2095

Address: 15 Innovation Drive, Technopark, Stellenbosch, 7600, South Africa

This document is for informational purposes only. Specifications subject to change without notice.

