


Cable tray climbing tee connection method




Cable tray climbing tee connection method



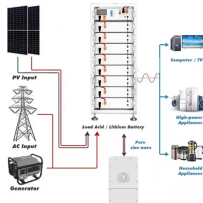
When fitting cable trays and their accessories, the products are cut on site to create changes of direction, adjust sections, etc. Damage can also occur during handling; as a result, both the ...



Bend side wires on both sides of the tray and reassemble using adjustable clamps to attach side rail edge and universal splices to attach tray bottoms. To form a horizontal cross, proceed in the same ...



Each tray section should be bonded to an adjoining section using listed bonding jumpers or a continuous ground wire and clamps (such as a copper ground bolt). Powder coated tray requires the removal of ...



Learn common methods for connecting cable trays safely and efficiently. Our guide covers splice plates, quick-connects, and key tips for secure electrical cable management.



Instead of large conduits, cable channel may be used very effectively to support cable drops from the cable tray run to the equipment or device being serviced and is ideal for cable tray runs involving a ...



The installation procedure involves preparing materials, installing supports, installing cable trays/conduits according to shop drawings, and inspecting the completed ...



Le chemin de câbles en treillis métallique et les accessoires Legrand/ Cablofil sont disponibles dans diverses finitions pour répondre à tous les besoins de l'industrie en termes de décoration ou de ...



Attaching a channel cable tray by using the method illustrated in Figure 3-88 maintains the electrical requirements, and the bolted mechanical connection while providing a practical method for dropping ...



Learn the fastest way to hang & fix a 300mm cable tray T-joint! Perfect for electricians & engineers. ↵ ...more



Use this guide to learn the most effective installation practices when installing Cablofil tray. Each example of bends and tee's clearly illustrate proper tray cutting combined with recommended usage ...



Some applications may require the cable tray to support the weight of a single, dead object in addition to the cable loads. Specifications typically require this to be applied at the midpoint of the span between ...

Contact Us

For more information, pricing, or custom solutions, please contact us:

Website: <https://www.samastersbaseball.co.za>

Email: sales@samastersbaseball.co.za

Phone: +27 63 874 2095

Address: 15 Innovation Drive, Technopark, Stellenbosch, 7600, South Africa

This document is for informational purposes only. Specifications subject to change without notice.

